


Brite Triton

BR 128 W

Ambient lighting

Brite Triton has the same great benefits as Brite, with the big difference that it is larger. This makes it suitable for bigger work spaces rather than individual workbenches.



Brightness	Light source	Colour temperature	Weight	Dimensions	Optional
3450 lux 1,2 m 5500 lux 1 m 7300 lux 0,8 m	LED 128 W	6500 K CRI 94	7 kg	1200 x 390 x 45 mm	Dimmer with remote control

Brite Triton with Dynamic daylight


BR 128

Ambient lighting

As an option, the Brite Triton comes with Dynamic daylight, a function that changes the color temperature of Brite between approx 4000-6000K automatically over time. By doing this, Triton can mimic some of the differences in light temperature that occurs in nature. Even though the changes are very subtle, the differences in color temperature can stimulate your senses in a similar way that the natural variations in daylight does outdoors.

To activate Dynamic daylight, hold the upright button for 3 seconds. As confirmation the led indicator on the luminaire will flicker and then start glowing with a yellow pulsating light.

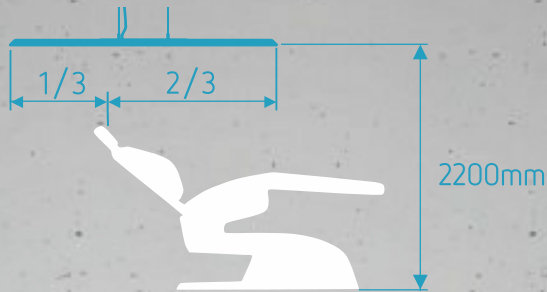
To deactivate, hold the upright button 3 seconds again.



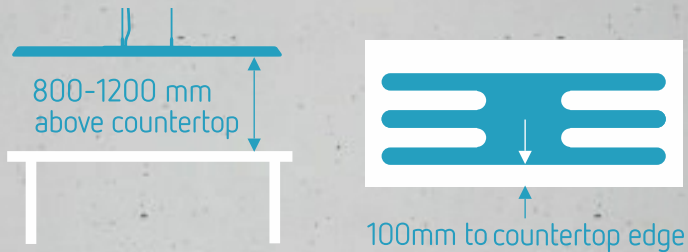
Brightness	Light source	Colour temperature	Weight	Dimensions	Optional
3450 lux 1,2 m 5500 lux 1 m 7300 lux 0,8 m	LED 128 W	3000-6500 K CRI 94	7 kg	1200 x 390 x 45 mm	Dimmer with dynamic light

Positioning your Brite Triton

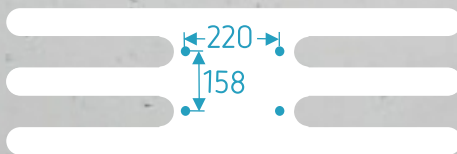
The patient's eyes should be in line with one third of the luminaire's length.



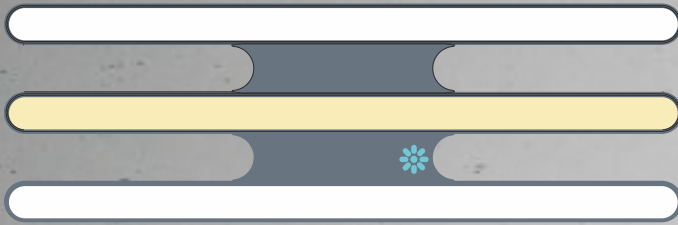
The height of the luminaire should be about 800-1200mm above the working area.

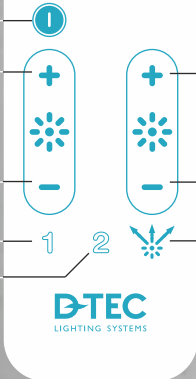










Attachment points



Controlling your Brite Triton with Dynamic daylight



- 
- Power on off — 
 - Increase the bright white light — 
 - Decrease the bright white light — 
 - Programmable preset 1 — 
 - Programmable preset 2 — 
 - Increase the warm white light — 
 - Decrease the warm white light — 
 - Controls the auto-dynamic daylight function. Hold for 3 secs to activate /de-activate. The light temperature will vary in between approximately 4000 - 6000 K. — 

Remote control